



# HYDRAULIC ARMS


Mechanical Engineering Project STEM.

Universidad de Cantabria - IES Tomás Navarro Tomás  
(Albacete)

# We discussed how to build the arm in groups




# Then we made an agreement and designed a model



# We cut out the pieces...




lined them with masking tape...




... and glued all together



We also drilled the syringes...




... and joined altogether.





Be careful!



Now, we have to join a control center to the arm. That will end the project!

